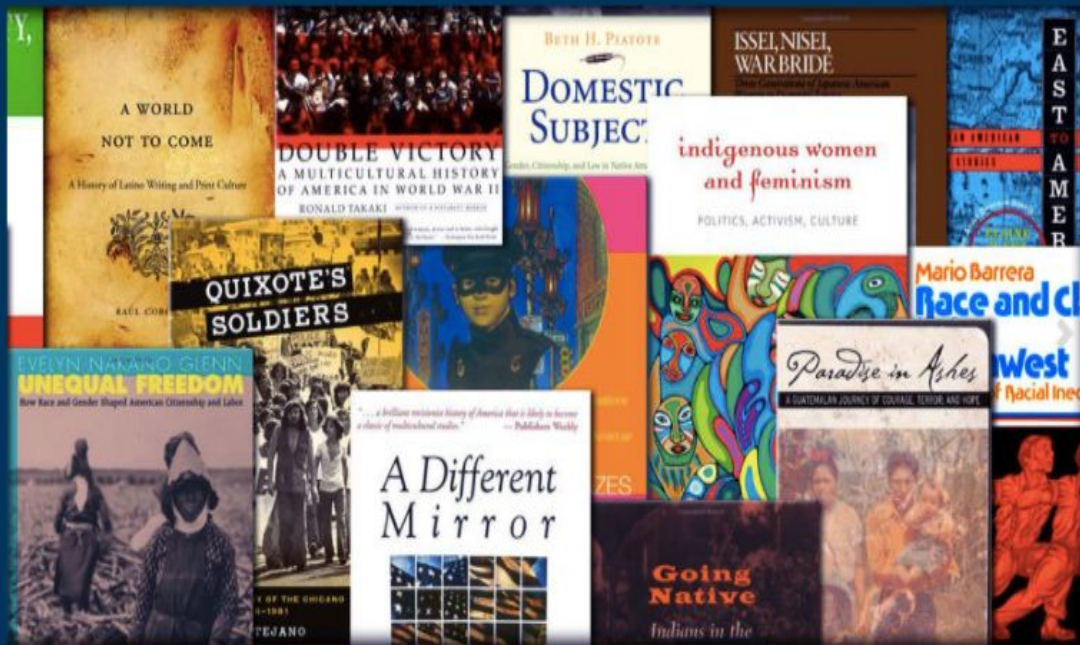




**SFUSD** SAN FRANCISCO  
PUBLIC SCHOOLS

# Equity & Ethnic Studies Resolution Updates




Committee of the Whole  
February 2, 2021

# Equity Studies Resolution

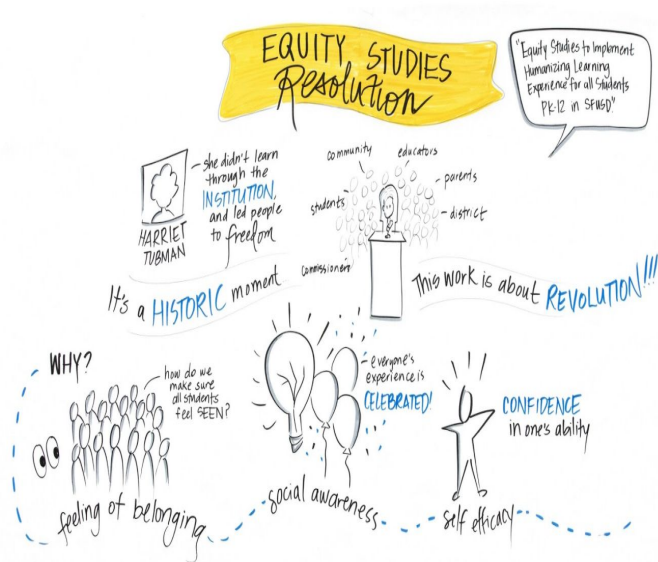
## Resolution Categories:

- ❖ Shifts in Curriculum & Instruction
- ❖ Professional Development
- ❖ School Site Culture & Climate
- ❖ Structures for Implementation & Accountability

Rooted in 3 Principles of Humanization  
Pedagogy




# Equity Studies Resolution



- "Creating liberating spaces" Equity Institute - Select SFUSD schools participate in targeted universalism process beginning by listening to and co-designing with focal student groups
- Designing Lessons and Resources for teachers
- Increasing the number of books that represent black and brown students (some with Author Read Alouds)
- Using of Culturally Responsive Scorecard in Secondary Language Arts
- SFUSD Resource Guides: Black History Month, Filipino Month, Latinx Heritage Month *(developed in collaboration with community organizations)*
- SF Loves Learning Content



SFUSD Black History Resource Guide  
2021: The Black Family: Representation,  
Identity and Diversity




SFUSD 2020 Latinx Heritage  
Month Resource Guide



SFUSD 2020 Filipino History  
Resource Guide

# Equity Studies Resolution

## Shifts in Curriculum & Instruction



*Dr. Gholdy Muhammad's Cultivating Genius: An Equity Framework for Culturally and Historically Responsive Literacy*

- Grounded in the history of Black literary communities; encourages fostering of student **identity** development, **skills** development, **intellect**, **criticality**, and **joy**
- Redesigned K-5 English Language Arts distance-learning units based on *Cultivating Genius* Framework
- Professional Development series for middle grades and high school humanities teachers inspired by *Cultivating Genius*



**SFUSD**

SAN FRANCISCO  
PUBLIC SCHOOLS

# SFUSD Ethnic Studies Program Update



# Ethnic Studies Resolution

## Resolution Categories:

- ❖ Expansion of Ethnic Studies elective
- ❖ Graduation requirement & “A” A-G designation
- ❖ Infusion of Ethnic Studies across grades and subject areas
- ❖ Expansion of ethnic-specific electives



# Ethnic Studies Resolution

## Progress Updates



### Expansion of Ethnic Studies Elective:

- At least 1 Ethnic Studies section exists at 18 (of 20) high schools across district.
- 1400 students are currently enrolled
- Costs of FTEs are shared by sites and central (PEEF)
- Year-round PD for teachers provided by 1.0 FTE TSA in C&I
- Current offerings = 9th grade elective, honors elective, and LTEL Ethnic Studies course.

Ethnic Studies centers students' knowledge/love of self, solidarity and self determination. Goal is to support young people as agents of change through powerful learning opportunities about themselves and their communities.

Concept-based units & lessons based on identity and narrative, systems and power, hegemony and counter hegemony, and transformation and change.

End of year student summit showcases youth creativity and engagement with speakers

# Ethnic Studies Resolution

## Progress Updates



Stanford + SFUSD Ethnic Studies research studies key findings of how student participation in the SFUSD Ethnic Studies course influenced shorter- and longer-term high school persistence.

- 2017: Dee and Penner study found that participation in SFUSD's grade-9 Ethnic Studies course substantially increased **attendance**, **credits earned**, and **grades** as measured at the end of the year
- 2021: Follow up / longer term study currently under peer review - promising findings soon to be published

# Challenges to Address

---

How do we make sure our master schedules reflect our values and what is required for college and career?

How can we support sites to substantially increase the number of Ethnic Studies electives offered?

How can we institutionalize Ethnic Studies concepts and pedagogy so that all students - PK-12 - can have regular and ongoing learning experiences every year, in every course?

How can these principles of humanization be immersed across the trajectory of every students' SFUSD experience and not only a select few?

How do you change mindsets and belief systems...at scale?  
*...of community ...of students ...of educators and staff*

# Onward!

- Design & develop a new, more historically accurate and broadly inclusive History/Social Studies Core Curriculum that infuses Ethnic Studies Concepts and Pedagogy PK-12
  - *Vision: In centering the complexities of historically-dispossessed peoples and lived experiences, students develop an understanding from where they come and a love of who they are. Students identify, analyze, and reimagine systems and their impacts on land and people in order to collectively actualize a truly just and democratic society.*
- [Re] Convene the Equity Studies Internal Team
- Redistribute funds to encourage sites to expand elective & offer new Ethnic Studies classes (Black Studies, Asian American Studies, Latinx Studies, Arab American Studies, Native American Studies and others)
- Work with Dr. Muhammad to analyze/revise K-5 English/Language Arts units and SFUSD RTI/MTSS Plan
- Re-sequence HS E/LA courses to infuse Ethnic Studies concepts & pedagogy 9-12 with special emphasis at 9th



**Our education system is allergic to change and comfortable with oppression**, so if the system is not physically and theoretically pushed to stay in the direction of progress, it will revert back to its obsolete purpose.

The impossible is becoming possible. As we all stand in the midst of a world crisis, **those of us who can dream must dream. And after we dream, we must demand and act....**

**Teachers, We Cannot Go Back to the Way Things Were**

**Bettina Love**

# Appendix

Performance Measure Pre-PEEF	Pre-PEEF (2014-15)	2018 - 19 Value	2020 - 21 Value	Change Since PEEF Began
Number and percent of high schools that offered an Ethnic Studies course	6 (33%)	17 (100%)	18 (100%)	+
Number of high school students enrolled in an Ethnic Studies course (unduplicated count)	342	807	1456	+

*Note: A plus sign represents a desirable change since PEEF funding began; a negative sign represents an undesirable change.*

# High School Ethnic Studies Section Roster

School	Sections Offered 2020-2021	# Students Enrolled	% of Student Enrollment	Default Enrolled or Student/Site Selected
Academy	3	74	21%	Default
Independence	1	24	15%	Select
Lincoln	5	168	9%	Select
June Jordan	3	69	30%	Default
Mission	11	259	25%	Default
Lowell	1	31	1%	Select
Marshall	8	94	18%	Select
Wallenberg	3	85	13%	Select
Balboa	2	37	3%	Select
<i>Note: These numbers reflect Ethnic Studies courses, only, and are not reflective of other ethnic-specific electives like AAALI Mastering Cultural Identify Courses</i>				

# High School Ethnic Studies Section Roster

School	Sections Offered	# Students Enrolled	% of Student Enrollment	Default Enrolled or Student/Site Selected
Galileo	2	52	3%	Select
Downtown	4	25	17%	Select
Ida B. Wells	1	10	5%	Select
Washington	2	68	3%	Select
Burton	8	261	22%	Select
O'Connell	6	123	23%	Default
SOTA	1	24	3%	Select
Civic Center	1	11	37%	Default
<b>TOTAL</b>	<b>60</b>	<b>1456</b>	<b>9%</b>	

*Note: These numbers reflect Ethnic Studies courses, only, and are not reflective of other ethnic-specific electives like AAAL Mastering Cultural Identity Courses*

Performance Measure Pre-PEEF	Pre-PEEF (2014-15)	2018 - 19 Value	2020 - 21 Value	Change Since PEEF Began
Number and percent of high schools that offered an Ethnic Studies course	6 (33%)	17 (100%)	18 (100%)	+
Number of high school students enrolled in an Ethnic Studies course (unduplicated count)	342	807	1456	+

*Note: A plus sign represents a desirable change since PEEF funding began; a negative sign represents an undesirable change.*

# High School Ethnic Studies Section Roster

School	Sections Offered 2020-2021	# Students Enrolled	% of Student Enrollment	
Academy	3	74	21%	
June Jordan	3	69	30%	
Mission	11	259	25%	
Burton	8	261	22%	
Marshall	8	94	18%	
O'Connell	6	123	23%	

*Note: These numbers reflect Ethnic Studies courses, only, and are not reflective of other ethnic-specific electives like AAALI Mastering Cultural Identity Courses*

# High School Ethnic Studies Section Roster

School	Sections Offered 2020-2021	# Students Enrolled	% of Student Enrollment
--------	-------------------------------	------------------------	----------------------------

Downtown	4	25	17%
Independence	1	24	20%
Civic Center	1	11	37%
Ida B. Wells	1	10	5%

*Note: These numbers reflect Ethnic Studies courses, only, and are not reflective of other ethnic-specific electives like AAALI Mastering Cultural Identity Courses*

# High School Ethnic Studies Section Roster

School	Sections Offered 2020-2021	# Students Enrolled	% of Student Enrollment
Lowell	1	31	1%
Washington	2	68	3%
Galileo	2	52	3%
Balboa	2	37	3%
SOTA	1	24	3%
Lincoln	5	168	9%
Wallenberg	3	85	13%

*Note: These numbers reflect Ethnic Studies courses, only, and are not reflective of other ethnic-specific electives like AAALI Mastering Cultural Identity Courses*